



DESCRIPTION 2025 / 9353A TX 350 AWD
COLOR CLOUDBURST GRAY
VIN 5TDAAB60SS035128
FINAL ASSEMBLY POINT PRINCETON, INDIANA, U.S.A.

Dealer Name / Address:
GERMAIN LEXUS/ANN ARBOR
590 AUTO MALL DR
ANN ARBOR MI48103

Delivered by Truck to:
SMART LEXUS / QUAD CITIES
101 W. KIMBERLY ROAD
DAVENPORT IA52806

STANDARD EQUIPMENT UNLESS REPLACED BY INSTALLED OPTIONS

- TX 350 Premium AWD**
- Mechanical & Performance**
- * 2.4L 4-Cyl Turbo Engine with 275 HP
 - * 8-Speed Automatic Transmission
 - * All Wheel Drive
 - * 5,000-lb Towing Capacity (Additional Items Req'd.)
- Exterior**
- * Bi-LED Headlamps, LED Taillamps & LED Foglamps
 - * Power-Folding Outside Mirrors
 - * Power Rear Door with Kick Sensor
 - * Roof Rails
- Interior**
- * Multi-Zone Climate Control
 - * Leather-Trimmed Heated Steering Wheel
 - * Rear Manual Sunshades
 - * Wireless Phone Charger
- Safety / Advanced Technologies**
- * Lexus Safety System+ 3.0
 - * Blind Spot Monitor with Rear Cross Traffic Alert
 - * Digital Latch with Safe Exit Assist
 - * Intuitive Parking Assist with Auto Braking

- Connected Technologies**
- * Lexus Interface with 14-in Touchscreen Display
 - * Connected Services Capable. 4G Network Dependent. See Lexus.com for Details.
 - * SiriusXM(R) 3-Month Trial Subscription
 - * Wireless Apple CarPlay(R) Integration
 - * Wireless Android Auto(TM) Capability

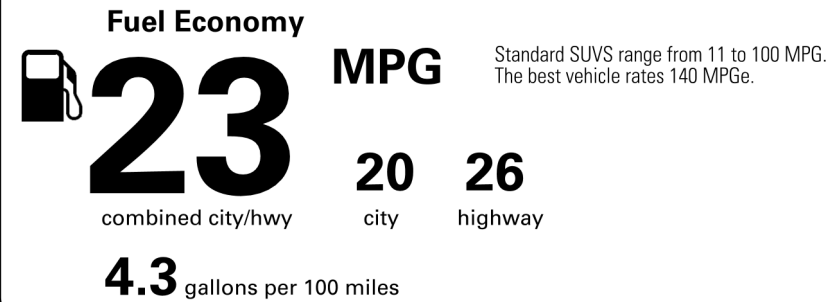
- Premium Grade Features:**
- * 20-in Machined Finish Alloy Wheels
 - * Panorama Glass Roof
 - * NuLuxe (R) - Trimmed Heated and Ventilated Power Front Seats with Driver's Memory
 - * Power-Folding Third-Row Seats

See Lexus.com/TX for more details.

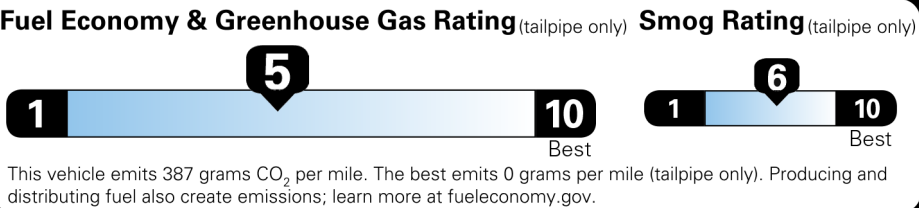
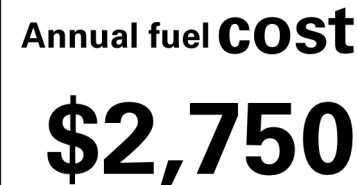
INSTALLED OPTIONS
BASE MANUFACTURER'S SUGGESTED RETAIL PRICE

- | | |
|---|----------|
| ** Heated & Ventilated Second-Row Captain's Chairs | 1,160.00 |
| ** Convenience Package: Front-Cross Traffic Alert, Traffic Jam Assist (Requires Drive Connect subscription, 3-Year Trial Included, 4G Network Dependent), and Digital Key (Requires Remote Connect Subscription, 3-Year Trial Included, 4G Network Dependent) | 895.00 |
| ** Premium Paint | 500.00 |
| ** Technology Package: Panoramic View Monitor and Advanced Park with Remote Park | 1,280.00 |
| ** Rear Hatch Cargo Lamps | 399.00 |
| ** All Weather Floor Liners | 240.00 |
| ** All Weather Cargo Tray | 150.00 |
| ** Tow Hitch | 1,390.00 |
| ** Illuminated Door Sills | 460.00 |
| ** Illuminated Cargo Sill | 349.00 |
| ** Cargo Net | 75.00 |
| ** Key Gloves | 25.00 |
| ** Logo Side Puddle Lamps | 175.00 |
| ** Wheel Locks | 85.00 |
| ** Black Emblem Overlays | 325.00 |

EPA DOT Fuel Economy and Environment



Gasoline Vehicle



Actual results will vary for many reasons, including driving conditions and how you drive and maintain your vehicle. The average new vehicle gets 28 MPG and costs \$9,500 to fuel over 5 years. Cost estimates are based on 15,000 miles per year at \$4.25 per gallon. MPGe is miles per gasoline gallon equivalent. Vehicle emissions are a significant cause of climate change and smog.

fueleconomy.gov
Calculate personalized estimates and compare vehicles



GOVERNMENT 5-STAR SAFETY RATINGS

Overall Vehicle Score	★★★★★
Based on the combined ratings of frontal, side and rollover. Should ONLY be compared to other vehicles of similar size and weight.	
▲ Safety concern: Visit www.safercar.gov or call 1-888-327-4236 for more details.	
Frontal Crash	★★★★★
Based on the risk of injury in a frontal impact. Should ONLY be compared to other vehicles of similar size and weight.	
Side Crash	★★★★★
Based on the risk of injury in a side impact.	
Rollover	★★★★
Based on the risk of rollover in a single-vehicle crash.	

Star ratings range from 1 to 5 stars (★★★★★) with 5 being the highest.
Source: National Highway Traffic Safety Administration (NHTSA)
www.safercar.gov or 1-888-327-4236

MANUFACTURER'S SUGGESTED RETAIL PRICE†	\$67,048.00
DELIVERY, PROCESSING AND HANDLING FEE	1,450.00
TOTAL	\$68,498.00

†Manufacturer's suggested retail price excludes delivery processing and handling fees, license and title fees, applicable federal, state and local taxes, and dealer and distributor options and accessories.

LEXUS IS PLEASED TO OFFER THE FOLLOWING OWNER SUPPORT PACKAGE WITH EACH NEW LEXUS

- * 24-hour, 365-days/yr., roadside assistance plan
- * 1st and 2nd scheduled maintenance services
- * Limited reimbursement for certain emergency breakdowns

An extended service contract may be available for this vehicle. Ask dealer for details.

LML2E1N2S0F0W1

120A10 716 L010

